



Wembley
Multi-Academy
Trust


ACHIEVEMENT FOR ALL



EAST LANE PRIMARY SCHOOL

CURRICULUM

YEAR 3





ENGLISH – SPOKEN LANGUAGE

Spoken language

Pupils should be taught to:

- listen and respond appropriately to adults and their peers
- ask relevant questions to extend their understanding and knowledge
- use relevant strategies to build their vocabulary
- articulate and justify answers, arguments and opinions
- give well-structured descriptions, explanations and narratives for different purposes, including for expressing feelings
- maintain attention and participate actively in collaborative conversations, staying on topic and initiating and responding to comments
- use spoken language to develop understanding through speculating, hypothesising, imagining and exploring ideas
- speak audibly and fluently with an increasing command of Standard English
- participate in discussions, presentations, performances, role play, improvisations and debates
- gain, maintain and monitor the interest of the listener(s)
- consider and evaluate different viewpoints, attending to and building on the contributions of others
- select and use appropriate registers for effective communication.



ENGLISH – READING

Reading – word reading

Pupils should be taught to:

- apply their growing knowledge of root words, prefixes and suffixes (etymology and morphology), both to read aloud and to understand the meaning of new words they meet
- read further exception words, noting the unusual correspondences between spelling and sound, and where these occur in the word.

Reading – comprehension

Pupils should be taught to:

- develop positive attitudes to reading and understanding of what they read by:
 - listening to and discussing a wide range of fiction, poetry, plays, non-fiction and reference books or textbooks
 - reading books that are structured in different ways and reading for a range of purposes
 - using dictionaries to check the meaning of words that they have read
 - increasing their familiarity with a wide range of books, including fairy stories, myths and legends, and retelling some of these orally
 - identifying themes and conventions in a wide range of books
 - preparing poems and play scripts to read aloud and to perform, showing understanding through intonation, tone, volume and action
 - discussing words and phrases that capture the reader's interest and imagination
 - recognising some different forms of poetry [for example, free verse, narrative poetry]

- understand what they read, in books they can read independently, by:
 - checking that the text makes sense to them, discussing their understanding and explaining the meaning of words in context
 - asking questions to improve their understanding of a text
 - drawing inferences such as inferring characters' feelings, thoughts and motives from their actions, and justifying inferences with evidence
 - predicting what might happen from details stated and implied
 - identifying main ideas drawn from more than one paragraph and summarising these
 - identifying how language, structure, and presentation contribute to meaning
- retrieve and record information from non-fiction
- participate in discussion about both books that are read to them and those they can read for themselves, taking turns and listening to what others say.



ENGLISH – WRITING

Writing – transcription

Spelling

Pupils should be taught to:

- use further prefixes and suffixes and understand how to add them
- spell further homophones
- spell words that are often misspelt
- place the possessive apostrophe accurately in words with regular plurals [for example, girls', boys'] and in words with irregular plurals [for example, children's]
- use the first two or three letters of a word to check its spelling in a dictionary
- write from memory simple sentences, dictated by the teacher, that include words and punctuation taught so far.

Handwriting

- use the diagonal and horizontal strokes that are needed to join letters and understand which letters, when adjacent to one another, are best left unjoined
- increase the legibility, consistency and quality of their handwriting [for example, by ensuring that the downstrokes of letters are parallel and equidistant; that lines of writing are spaced sufficiently so that the ascenders and descenders of letters do not touch].

Writing – composition

Pupils should be taught to:

- plan their writing by:
 - discussing writing similar to that which they are planning to write in order to understand and learn from its structure, vocabulary and grammar
 - discussing and recording ideas
- draft and write by:
 - composing and rehearsing sentences orally (including dialogue), progressively building a varied and rich vocabulary and an increasing range of sentence structures
 - organising paragraphs around a theme
 - in narratives, creating settings, characters and plot
 - in non-narrative material, using simple organisational devices [for example, headings and sub-headings].
- evaluate and edit by:
 - assessing the effectiveness of their own and others' writing and suggesting improvements
 - proposing changes to grammar and vocabulary to improve consistency, including the accurate use of pronouns in sentences
- proof-read for spelling and punctuation errors
- read aloud their own writing, to a group or the whole class, using appropriate intonation and controlling the tone and volume so that the meaning is clear.

Writing – vocabulary, grammar and punctuation

Pupils should be taught to:

- develop their understanding of the concepts by:
 - extending the range of sentences with more than one clause by using a wider range of conjunctions, including when, if, because, although
 - using the present perfect form of verbs in contrast to the past tense
 - choosing nouns or pronouns appropriately for clarity and cohesion and to avoid repetition
 - using conjunctions, adverbs and prepositions to express time and cause
 - using fronted adverbials
 - learning the grammar for years 3 and 4
- indicate grammatical and other features by:
 - using commas after fronted adverbials
 - indicating possession by using the possessive apostrophe with plural nouns
 - using and punctuating direct speech
- use and understand the grammatical terminology accurately and appropriately when discussing their writing and reading.



MATHS – NUMBERS

Number – number and place value

Pupils should be taught to:

- count from 0 in multiples of 4, 8, 50 and 100; find 10 or 100 more or less than a given number
- recognise the place value of each digit in a three-digit number (hundreds, tens, ones)
- compare and order numbers up to 1000
- identify, represent and estimate numbers using different representations
- read and write numbers up to 1000 in numerals and in words
- solve number problems and practical problems involving these ideas.

Number – addition and subtraction

Pupils should be taught to:

- add and subtract numbers mentally, including:
 - a three-digit number and ones
 - a three-digit number and tens
 - a three-digit number and hundreds
- add and subtract numbers with up to three digits, using formal written methods of columnar addition and subtraction
- estimate the answer to a calculation and use inverse operations to check answers
- solve problems, including missing number problems, using number facts, place value, and more complex addition and subtraction.

Number – multiplication and division

Pupils should be taught to:

- recall and use multiplication and division facts for the 3, 4 and 8 multiplication tables
- write and calculate mathematical statements for multiplication and division using the multiplication tables that they know, including for two-digit numbers times one-digit numbers, using mental and progressing to formal written methods
- solve problems, including missing number problems, involving multiplication and division, including positive integer scaling problems and correspondence problems in which n objects are connected to m objects.

Number – fractions

Pupils should be taught to:

- count up and down in tenths; recognise that tenths arise from dividing an object into 10 equal parts and in dividing one-digit numbers or quantities by 10
- recognise, find and write fractions of a discrete set of objects: unit fractions and non-unit fractions with small denominators
- recognise and use fractions as numbers: unit fractions and non-unit fractions with small denominators
- recognise and show, using diagrams, equivalent fractions with small denominators
- add and subtract fractions with the same denominator within one whole [for example, $\frac{5}{7} + \frac{1}{7} = \frac{6}{7}$]
- compare and order unit fractions, and fractions with the same denominators
- solve problems that involve all of the above.




MATHS – MEASUREMENTS

Measurement

Pupils should be taught to:

- measure, compare, add and subtract: lengths (m/cm/mm); mass (kg/g); volume/capacity (l/ml)
- measure the perimeter of simple 2-D shapes
- add and subtract amounts of money to give change, using both £ and p in practical contexts
- tell and write the time from an analogue clock, including using Roman numerals from I to XII, and 12-hour and 24-hour clocks
- estimate and read time with increasing accuracy to the nearest minute; record and compare time in terms of seconds, minutes and hours; use vocabulary such as o'clock, a.m./p.m., morning, afternoon, noon and midnight
- know the number of seconds in a minute and the number of days in each month, year and leap year
- compare durations of events [for example to calculate the time taken by particular events or tasks].



MATHS – GEOMETRY

Geometry – properties of shapes

Pupils should be taught to:

- draw 2-D shapes and make 3-D shapes using modelling materials; recognise 3-D shapes in different orientations and describe them
- recognise angles as a property of shape or a description of a turn
- identify right angles, recognise that two right angles make a half-turn, three make three quarters of a turn and four a complete turn; identify whether angles are greater than or less than a right angle
- identify horizontal and vertical lines and pairs of perpendicular and parallel lines.



MATHS – STATISTICS

Statistics

Pupils should be taught to:

- interpret and present data using bar charts, pictograms and tables
- solve one-step and two-step questions [for example, 'How many more?' and 'How many fewer?'] using information presented in scaled bar charts and pictograms and tables.



SCIENCE

Plants

Pupils should be taught to:

- identify and describe the functions of different parts of flowering plants: roots, stem/trunk, leaves and flowers
- explore the requirements of plants for life and growth (air, light, water, nutrients from soil, and room to grow) and how they vary from plant to plant
- investigate the way in which water is transported within plants
- explore the part that flowers play in the life cycle of flowering plants, including pollination, seed formation and seed dispersal.

Animals, including humans

Pupils should be taught to:

- identify that animals, including humans, need the right types and amount of nutrition, and that they cannot make their own food; they get nutrition from what they eat
- identify that humans and some other animals have skeletons and muscles for support, protection and movement.

Rocks

Pupils should be taught to:

- compare and group together different kinds of rocks on the basis of their appearance and simple physical properties
- describe in simple terms how fossils are formed when things that have lived are trapped within rock
- recognise that soils are made from rocks and organic matter.

Light

Pupils should be taught to:

- recognise that they need light in order to see things and that dark is the absence of light
- notice that light is reflected from surfaces
- recognise that light from the sun can be dangerous and that there are ways to protect their eyes
- recognise that shadows are formed when the light from a light source is blocked by an opaque object
- find patterns in the way that the size of shadows change.

Forces and magnets

Pupils should be taught to:

- compare how things move on different surfaces
- notice that some forces need contact between two objects, but magnetic forces can act at a distance
- observe how magnets attract or repel each other and attract some materials and not others
- compare and group together a variety of everyday materials on the basis of whether they are attracted to a magnet, and identify some magnetic materials
- describe magnets as having two poles
- predict whether two magnets will attract or repel each other, depending on which poles are facing.



ART AND DESIGN

Pupils should be taught to develop their techniques, including their control and their use of materials, with creativity, experimentation and an increasing awareness of different kinds of art, craft and design.

Pupils should be taught:

- to create sketch books to record their observations and use them to review and revisit ideas
- to improve their mastery of art and design techniques, including drawing, painting and sculpture with a range of materials [for example, pencil, charcoal, paint, clay]
- about great artists, architects and designers in history.



COMPUTING or DT

Computing:

Pupils should be taught to:

- design, write and debug programs that accomplish specific goals, including controlling or simulating physical systems; solve problems by decomposing them into smaller parts
- use sequence, selection, and repetition in programs; work with variables and various forms of input and output
- use logical reasoning to explain how some simple algorithms work and to detect and correct errors in algorithms and programs
- understand computer networks including the internet; how they can provide multiple services, such as the world wide web; and the opportunities they offer for communication and collaboration
- use search technologies effectively, appreciate how results are selected and ranked, and be discerning in evaluating digital content
- select, use and combine a variety of software (including internet services) on a range of digital devices to design and create a range of programs, systems and content that accomplish given goals, including collecting, analysing, evaluating and presenting data and information
- use technology safely, respectfully and responsibly; recognise acceptable/unacceptable behaviour; identify a range of ways to report concerns about content and contact.

Design and Technology:

Through a variety of creative and practical activities, pupils should be taught the knowledge, understanding and skills needed to engage in an iterative process of designing and making. They should work in a range of relevant contexts [for example, the home, school, leisure, culture, enterprise, industry and the wider environment].

When designing and making, pupils should be taught to:

Design

- use research and develop design criteria to inform the design of innovative, functional, appealing products that are fit for purpose, aimed at particular individuals or groups
- generate, develop, model and communicate their ideas through discussion, annotated sketches, cross-sectional and exploded diagrams, prototypes, pattern pieces and computer-aided design

Make

- select from and use a wider range of tools and equipment to perform practical tasks [for example, cutting, shaping, joining and finishing], accurately
- select from and use a wider range of materials and components, including construction materials, textiles and ingredients, according to their functional properties and aesthetic qualities

Evaluate

- investigate and analyse a range of existing products
- evaluate their ideas and products against their own design criteria and consider the views of others to improve their work
- understand how key events and individuals in design and technology have helped shape the world

Technical knowledge

- apply their understanding of how to strengthen, stiffen and reinforce more complex structures
- understand and use mechanical systems in their products [for example, gears, pulleys, cams, levers and linkages]
- understand and use electrical systems in their products [for example, series circuits incorporating switches, bulbs, buzzers and motors]
- apply their understanding of computing to program, monitor and control their products.

Cooking and nutrition

As part of their work with food, pupils should be taught how to cook and apply the principles of nutrition and healthy eating. Instilling a love of cooking in pupils will also open a door to one of the great expressions of human creativity. Learning how to cook is a crucial life skill that enables pupils to feed themselves and others affordably and well, now and in later life.

Pupils should be taught to:

- understand and apply the principles of a healthy and varied diet
- prepare and cook a variety of predominantly savoury dishes using a range of cooking techniques
- understand seasonality, and know where and how a variety of ingredients are grown, reared, caught and processed.



GEOGRAPHY

Pupils should extend their knowledge and understanding beyond the local area to include the United Kingdom and Europe, North and South America. This will include the location and characteristics of a range of the world's most significant human and physical features. They should develop their use of geographical knowledge, understanding and skills to enhance their locational and place knowledge.

Pupils should be taught to:

Locational knowledge

- locate the world's countries, using maps to focus on Europe (including the location of Russia) and North and South America, concentrating on their environmental regions, key physical and human characteristics, countries, and major cities
- name and locate counties and cities of the United Kingdom, geographical regions and their identifying human and physical characteristics, key topographical features (including hills, mountains, coasts and rivers), and land-use patterns; and understand how some of these aspects have changed over time
- identify the position and significance of latitude, longitude, Equator, Northern Hemisphere, Southern Hemisphere, the Tropics of Cancer and Capricorn, Arctic and Antarctic Circle, the Prime/Greenwich Meridian and time zones (including day and night)

Place knowledge

- understand geographical similarities and differences through the study of human and physical geography of a region of the United Kingdom, a region in a European country, and a region within North or South America

Human and physical geography

- describe and understand key aspects of:
 - physical geography, including: climate zones, biomes and vegetation belts, rivers, mountains, volcanoes and earthquakes, and the water cycle
 - human geography, including: types of settlement and land use, economic activity including trade links, and the distribution of natural resources including energy, food, minerals and water

Geographical skills and fieldwork

- use maps, atlases, globes and digital/computer mapping to locate countries and describe features studied
- use the eight points of a compass, four and six-figure grid references, symbols and key (including the use of Ordnance Survey maps) to build their knowledge of the United Kingdom and the wider world
- use fieldwork to observe, measure, record and present the human and physical features in the local area using a range of methods, including sketch maps, plans and graphs, and digital technologies.




HISTORY

Pupils should continue to develop a chronologically secure knowledge and understanding of British, local and world history, establishing clear narratives within and across the periods they study. They should note connections, contrasts and trends over time and develop the appropriate use of historical terms. They should regularly address and sometimes devise historically valid questions about change, cause, similarity and difference, and significance. They should construct informed responses that involve thoughtful selection and organisation of relevant historical information. They should understand how our knowledge of the past is constructed from a range of sources.

In planning to ensure the progression described above through teaching the British, local and world history outlined below, teachers should combine overview and depth studies to help pupils understand both the long arc of development and the complexity of specific aspects of the content.

Pupils should be taught about:

- changes in Britain from the Stone Age to the Iron Age
- the Roman Empire and its impact on Britain
- Britain's settlement by Anglo-Saxons and Scots
- the Viking and Anglo-Saxon struggle for the Kingdom of England to the time of Edward the Confessor
- a local history study
- a study of an aspect or theme in British history that extends pupils' chronological knowledge beyond 1066
- the achievements of the earliest civilizations – an overview of where and when the first civilizations appeared and a depth study of one of the following: Ancient Sumer; The Indus Valley; Ancient Egypt; The Shang Dynasty of Ancient China
- Ancient Greece – a study of Greek life and achievements and their influence on the western world
- a non-European society that provides contrasts with British history – one study chosen from: early Islamic civilization, including a study of Baghdad c. AD 900; Mayan civilization c. AD 900; Benin (West Africa) c. AD 900-1300.



FOREIGN LANGUAGE

Teaching may be of any modern or ancient foreign language and should focus on enabling pupils to make substantial progress in one language. The teaching should provide an appropriate balance of spoken and written language and should lay the foundations for further foreign language teaching at key stage 3. It should enable pupils to understand and communicate ideas, facts and feelings in speech and writing, focused on familiar and routine matters, using their knowledge of phonology, grammatical structures and vocabulary.

The focus of study in modern languages will be on practical communication. If an ancient language is chosen the focus will be to provide a linguistic foundation for reading comprehension and an appreciation of classical civilisation. Pupils studying ancient languages may take part in simple oral exchanges, while discussion of what they read will be conducted in English. A linguistic foundation in ancient languages may support the study of modern languages at key stage 3.

Pupils should be taught to:

- listen attentively to spoken language and show understanding by joining in and responding
- explore the patterns and sounds of language through songs and rhymes and link the spelling, sound and meaning of words
- engage in conversations; ask and answer questions; express opinions and respond to those of others; seek clarification and help*
- speak in sentences, using familiar vocabulary, phrases and basic language structures
- develop accurate pronunciation and intonation so that others understand when they are reading aloud or using familiar words and phrases*
- present ideas and information orally to a range of audiences*
- read carefully and show understanding of words, phrases and simple writing
- appreciate stories, songs, poems and rhymes in the language
- broaden their vocabulary and develop their ability to understand new words that are introduced into familiar written material, including through using a dictionary
- write phrases from memory, and adapt these to create new sentences, to express ideas clearly
- describe people, places, things and actions orally* and in writing
- understand basic grammar appropriate to the language being studied, including (where relevant): feminine, masculine and neuter forms and the conjugation of high-frequency verbs; key features and patterns of the language; how to apply these, for instance, to build sentences; and how these differ from or are similar to English.

The starred () content above will not be applicable to ancient languages.*



MUSIC

Pupils should be taught to sing and play musically with increasing confidence and control. They should develop an understanding of musical composition, organising and manipulating ideas within musical structures and reproducing sounds from aural memory.

Pupils should be taught to:

- play and perform in solo and ensemble contexts, using their voices and playing musical instruments with increasing accuracy, fluency, control and expression
- improvise and compose music for a range of purposes using the inter-related dimensions of music
- listen with attention to detail and recall sounds with increasing aural memory
- use and understand staff and other musical notations
- appreciate and understand a wide range of high-quality live and recorded music drawn from different traditions and from great composers and musicians
- develop an understanding of the history of music.



PE

Pupils should continue to apply and develop a broader range of skills, learning how to use them in different ways and to link them to make actions and sequences of movement. They should enjoy communicating, collaborating and competing with each other. They should develop an understanding of how to improve in different physical activities and sports and learn how to evaluate and recognise their own success.

Pupils should be taught to:

- use running, jumping, throwing and catching in isolation and in combination
- play competitive games, modified where appropriate [for example, badminton, basketball, cricket, football, hockey, netball, rounders and tennis], and apply basic principles suitable for attacking and defending
- develop flexibility, strength, technique, control and balance [for example, through athletics and gymnastics]
- perform dances using a range of movement patterns
- take part in outdoor and adventurous activity challenges both individually and within a team
- compare their performances with previous ones and demonstrate improvement to achieve their personal best.



Religious Studies

Teaching and learning in Religious Studies will inevitably focus on different facets of human experience as it manifests itself in a range of faith and non-religious belief traditions. This will include learning about not only the beliefs and convictions that religious people may have. It will also involve an examination of the ways in which these beliefs shape the actions and practices of believers in a variety of domains, such as the home, places of worship and within wider society. Furthermore, Religious Studies will also need to consider the way in which religious traditions influence community life and cultivate a sense of collective identity.

Pupils should be taught to:

- explore the history of Christianity, tracing back the origins of where and how the religion began;
- explain the importance of visiting the Church, looking at the connections between Jesus and worship;
- describe the link between Jesus and the Bible by looking at different parables used within his teachings;
- speak about the significance of Jesus as the union of divinity and humanity within Christianity;
- describe the key events of why Christians celebrate Christmas, Lent, Holy Week and Easter and the connections these festivals have with Jesus.
- explore the traditional life journey taken by many Christians including any pilgrimage that may be taken;
- explore the history of Islam, tracing back the origins of where and how the religion began;
- explain the role of the Masjid within the community;
- describe how the Qur'an acts as a guidance within Islam to help the community reach their goal;
- explore the importance of Eid and how this helps strengthen the community.

NOTES

A series of 18 horizontal dotted lines for writing notes.